

### Mounting

Location	Pole Top - Vertical and/or horizontal
Ingress Protection	IP66
Impact Resistance	IK09

### Electrical

Input Voltage	220-240V AC 50/60Hz
Dimming	Fixed Output, DALI
Driver Location	Integral
Input Cable Length	1000mm / 6000mm / 10 000mm / other lengths on request
Electrical Insulation	Class I as standard. Class II on request

### Dimension

Width	215mm
Height	72mm
Weight	3.8 kgs
Spigot Size Options	42mm / 60mm / 76mm

### Light

	10W	20W	30W	40W	50W	60W
Luminaire Power (Typical)	14W	23W	34W	46W	56W	67W
Luminaire Lumens	1475 lms	2470 lms	3615 lms	4791 lms	5710 lms	6687 lms
LED Power (Typical)	10W	20W	30W	40W	50W	60W
LED Lumens	2376 lms	3978 lms	5821 lms	7715 lms	9125 lms	10769 lms
#Lumens 70 CRI 4000K - Average						

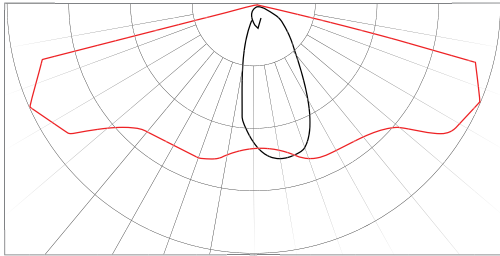
### Colour Temperature

CRI	1800K / 2700K / 3000K / 4000K / PC Amber 70+ (90+ CRI available on request)
Beam Angle	TI-M / SCL / T3-M / DWC / ME / T4 / T4-B / XW
Binning (SDCM)	3
LM-80/TM-21 Lifespan	L95 > 55,000 hrs
Max. Verified Ambient Temperature	50°C

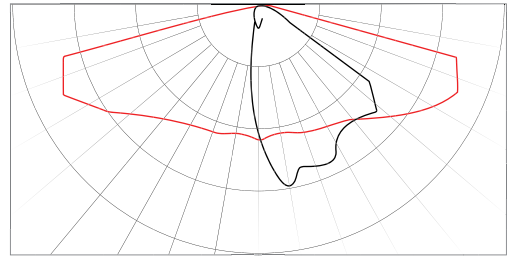
## SPECIFICATION CODE

PRODUCT	OUTPUT	BEAM	FINISH	SPIGOT SIZE	COLOUR TEMPERATURE	DIMMING	INPUT CABLE LENGTH
<b>ANC</b> (ANC) Ancona	<b>60</b> (10) 1475 lms (20) 2470 lms (30) 3615 lms (40) 4791 lms (50) 5710 lms (60) 6687 lms	<b>T2M-SHD</b> (TI-M-SHD) (SCL-SHD) (T3M-SHD) (DWC-SHD) (ME-SHD) (T4-SHD) (T4B-SHD) (XW-SHD)	<b>MB</b> (MB) Metallic Black Powdercoat (MS) Metallic Silver Powdercoat (W) White Powdercoat (SP) Other	<b>76</b> (42) - 42mm (60) - 60mm (76) - 76mm	<b>730</b> (718) 70 CRI 1800K (727) 70 CRI 2700K (730) 70 CRI 3000K (740) 70 CRI 4000K (PC) PC Amber	<b>DALI</b> (F) Fixed Output (DALI) DALI	<b>10</b> (1) 1m (6) 6m (10) 10m (SP) Custom

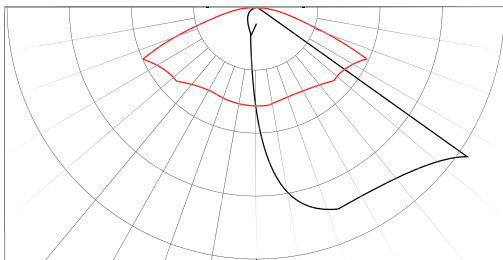
## PHOTOMETRIC DATA



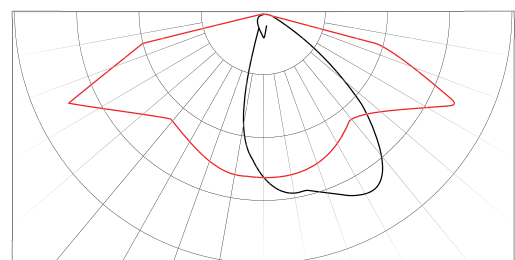
'TI-M' Beam with Backlight Shade (TIM - SHD)



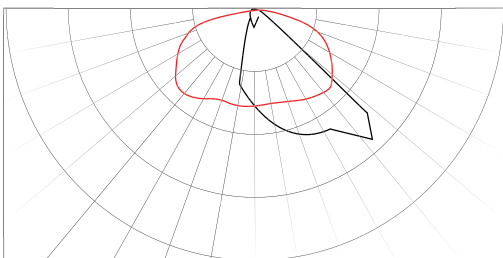
'SCL' Beam with Backlight Shade (SCL - SHD)



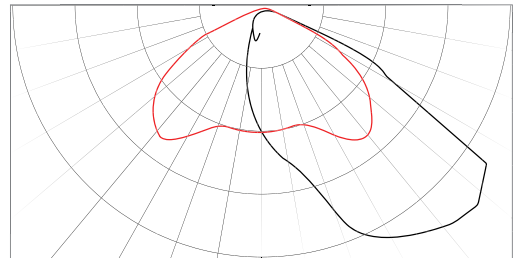
'T3-M' Beam with Backlight Shade (T3M - SHD)



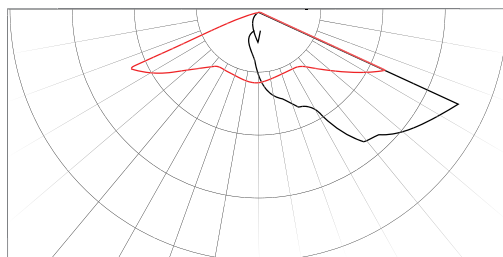
'DWC' Beam with Backlight Shade (DWC - SHD)



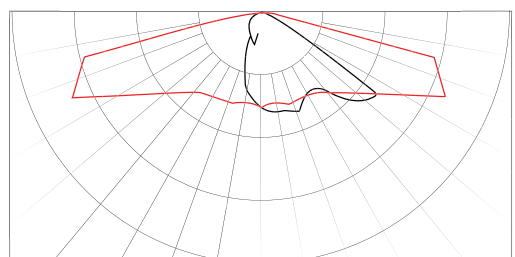
'ME' Beam with Backlight Shade (ME - SHD)



'T4' Beam with Backlight Shade (T4 - SHD)



'T4-B' Beam with Backlight Shade (T4B - SHD)



'XW' Beam with Backlight Shade (XW - SHD)

## COMPLIANCE

EN 55015  
AS/NZS CISPR15  
IEC/EN 60598-1:  
IEC/EN 60598-2-1:2014+A1:  
AS 62262

